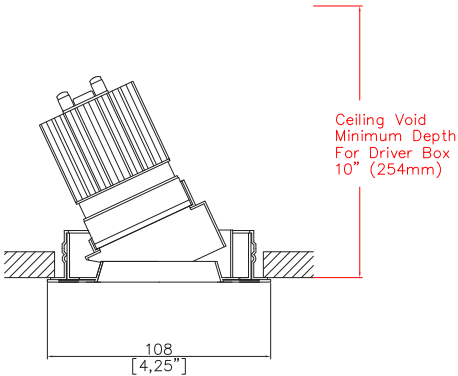


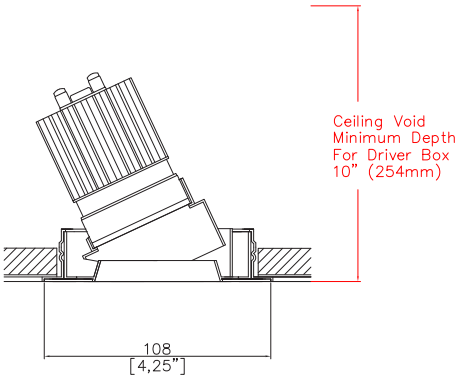
EasyFit Duo Accent



4.25" (108mm) overall diameter. Up to 35° tilt. Available with a separate installation kit with overlap flange or mud-in kit for seamless flush finish. Adjustable and wallwash version available. Supplied with a remote driver box and a plug and play tethered power supply.



A31603-LED-PB
Cut-out 4.00" (102mm) Ø



A31603-LED-PC
Cut-out 4.00" (102mm) Ø

LED Source	ALED51/Q-HE	ALED51/Q-HE	ALED51/Q-HE	ALED51/Q-HE
CCT	3000K	3000K	3000K	3000K
Drive Current	200mA	200mA	200mA	200mA
Power inc Driver	8.0W	8.0W	8.0W	8.0W
Beam Angle	NF (17°)	MF (24°)	FL (32°)	WFL (51°)
Delivered Lumens	1090	1069	1095	1074
Delivered Intensisty cd	8499	5105	3578	1580
Delivered Lumens per circuit watt	136	134	137	134
Forward Volt	33V	33V	33V	33V
CRI	≥90 CRI	≥90 CRI	≥90 CRI	≥90 CRI

Apply these factors to 3000K for lumen output of other CCTs: 2700K x 0.98 / 3500K x 1.01 / 4000K x 1.02.

Ceiling void minimum depth for driver box: 10.00" (254mm)


Project Ref: _____ Location Ref: _____

Specify fixture part number (All boxes must be filled in to correctly order)

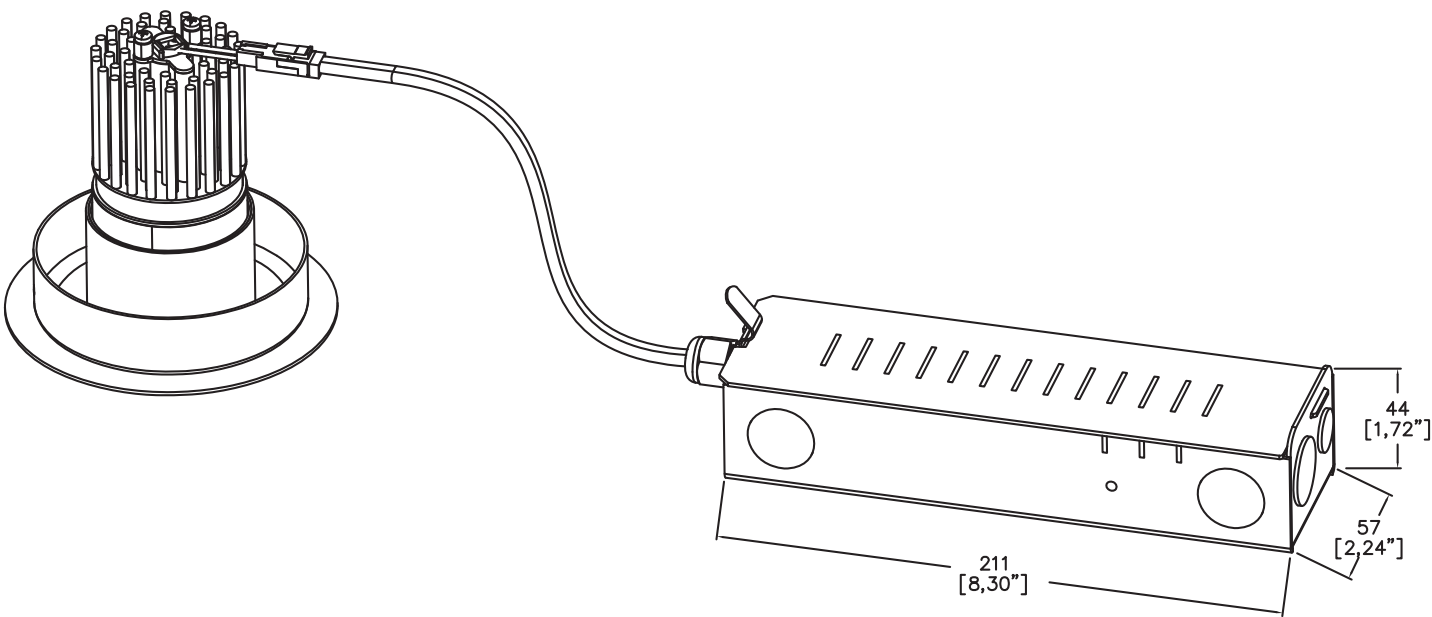
A31603-LED				ALED51/Q-HE			ALEZ1-120-277		
<p>Installation _____</p> <p>PB Installation kit with overlap flange</p> <p>PC Mud-in kit for seamless flush finish</p> <p>Finish _____</p> <p>WH White</p> <p>BK Black</p> <p>RAL Custom*</p> <p>ABR1 Antique Brass</p> <p>ABZ1 Antique Bronze</p> <p>PCH1 Polished Chrome</p> <p>PNK1 Polished Nickel</p> <p>PBR1 Polished Brass</p> <p>Location _____</p> <p>XX Dry</p> <p>DP Damp</p> <p>WT Wet</p> <p>LED Type _____</p> <p>ALED51/Q-HE LED50 ONE Quantum High Efficiency</p> <p>CCT _____</p> <p>27 2700K</p> <p>30 3000K</p> <p>35 3500K (1)</p> <p>40 4000K (1)</p> <p>(1) contact Lucent for availability</p> <p>Beam Angles _____</p> <p>NF Narrow Flood</p> <p>MF Medium Flood</p> <p>FL Flood</p> <p>WFL Wide Flood</p> <p>EasyFit _____</p> <p>ALEZ1-120-277 Lucent EasyFit 120-277V</p> <p>Dimming Protocol _____</p> <p>SLA EldoLED Analog (0-10V) (0.1% Dimming)</p> <p>ECA EldoLED Analog (0-10V) (1% Dimming)</p> <p>SLD EldoLED DALI (0.1% Dimming)</p> <p>ECD EldoLED DALI (1% Dimming)</p> <p>PTB15 ERP PTB 0-10V/Phase (1% Dimming) (PHASE ONLY 120V)</p> <p>FTX15 Hatch Foundation 0-10V/Phase (1% Dimming)</p> <p>Contact Lucent factory for Lutron LED Driver options</p> <p>Louvre/Lens _____</p> <p>XX Not required</p> <p>LL45 Honeycomb</p> <p>LLDF Solite/Diffusing</p> <p>LLFR Frosted Lens</p> <p>LLLS Linear Spread</p> <p>LLHS Heavy Spread</p>									

NIC - No contact with insulation

Ceiling void minimum depth for driver box: 10.00" (254mm)



Fixture and EasyFit driver box



Installation Kits



Installation kit with overlap flange



Mud-in kit for seamless flush finish

Ceiling void minimum depth for driver box: 10.00" (254mm)

Finish selection



Antique Brass



Antique Bronze



Polished Brass



Polished Nickel



Polished Chrome

Accessories




Honeycomb Louvre



Diffusing Lens



Frosted Lens



Heavy Spread Lens



Linear Spread Lens

Technical Details

*Custom RAL code must be specified. Custom RAL colours can increase prices and lead times

Dimming. Whilst Lucent can offer the majority of its luminaires with various dimming options, it remains the responsibility of the specifier/installer to check and ensure compatibility of any control equipment used. Additional cabling may be required depending on the dimming protocol specified.

^ Depth indicated is the minimum recess depth for the driver to be installed through the luminaire cut out.

First Fix Requirement. Luminaire comprised of fixture body with ceiling trim and installation kit, which is to be fitted into the ceiling once finished. Ensure correct alignment of the installation kit before final assembly (see luminaire installation instructions for details)

Location. Tested from underside of the ceiling

It is the policy of Lucent Lighting to continually review and improve its products and therefore reserve the right to change any details of product or withdraw specifications without prior notice.

This specification sheet supersedes all previous versions.

All intellectual property rights pertaining to the product described above and to this document are owned by or licensed to Lucent Lighting Ltd.

We reserve the right to take whatever action is necessary to protect those intellectual property rights.

Please notify Lucent Lighting Ltd of any inaccuracies immediately. E&OE

